



- News
- Conferences
- Data



- **Founded in 2001**
- **Offices in New York City, London, Hong Kong, San Francisco, Washington DC & Sydney**
- **220 people globally**
- **Clients in 100+ countries**
- **6 alternative asset classes covered**

**Infrastructure  
Investor**

**PERE**

**Private Debt  
Investor**

**Private Equity  
International**

**Agri  
Investor**

**Private Funds  
CFO**

**Real Estate  
Capital**

**Secondaries  
Investor**

**PE HUB**

**VCJ**

**BUYOUTS**

**RCW**  
IA Watch  
BD Watch  
CPO/CTA Watch  
Private Fund Watch

**Our Titles & Brands**

# Publishing





## Publishing & Subscriptions

- Nearly 3,000 subscribing organisations across our titles
- Over 17,000 paid subscribers.



PEI

# Conferences

- 53 global events
- US, Europe, Asia
- 9 brands / asset classes

Data  
 Fund Manager  
 Ranking  
 ~  
 PDI 50  
 RED 50  
 ~






# RED 50

Fund manager	Headquarters	Country	Amount raised (\$m)
1 Blackstone	New York	United States	7,165.00
2 Goldman Sachs Merchant Banking Division	New York	United States	7,065.36
3 ICG-Longbow	London	United Kingdom	4,735.38
4 AllianceBernstein			
5 M&G Investments			
6 Brookfield Asset Management			
7 PGIM Real Estate			
8 Oaktree Capital Management			
9 Pacific Coast Capital Partners			
10 LaSalle Investment Management			
11 DRC Capital			
12 Prime Finance			
13 Bridge Investment Group			
14 BlackRock			
15 Nuveen Real Estate			
16 Kayne Anderson Capital Advisors			
17 Agfè			
18 Colony Capital			
19 GreenOak Real Estate			
20 KKR			
21 Caerus Debt Investments			
22 Clayco Capital Management			
23 Torchlight Investors			
24 Rialto Capital Management			
25 DWS			
26 Ares Management			
27 Asatrys Capital Management			
28 Tyndaris Real Estate			
29 Madison Realty Capital			
30 Verde Partners			
31 Brunswick Real Estate Capital			
32 Square Mile Capital			
33 Qualitas			
34 Diamond Realty Management			
35 SCOR Investment Partners			
36 Walton Street Capital			
37 Ludfield Group			

## PDI 50

Ranking	Name	City, Country (HQ)
^ 1	<a href="#">Goldman Sachs Merchant Banking Division</a>	New York, United States
^ 2	<a href="#">Blackstone</a>	New York, United States
v 3	<a href="#">Lone Star Funds</a>	Dallas, United States
^ 4	<a href="#">Ares Management</a>	Los Angeles, United States
^ 5	<a href="#">HPS Investment Partners</a>	New York, United States
^ 6	<a href="#">AXA Investment Managers - Real Assets</a>	Paris, France
v 7	<a href="#">M&amp;G Investments</a>	London, United Kingdom
v 8	<a href="#">Apollo Global Management</a>	New York, United States
v 9	<a href="#">Oaktree Capital Management</a>	Los Angeles, United States
^ 10	<a href="#">Intermediate Capital Group</a>	London, United Kingdom
v 11	<a href="#">Cerberus Capital Management</a>	New York, United States
^ 12	<a href="#">PGIM Real Estate</a>	Madison, United States
^ 13	<a href="#">TPG</a>	Fort Worth, United States
v 14	<a href="#">Fortress Investment Group</a>	New York, United States
^ 15	<a href="#">Partners Group</a>	Baar-Zug, Switzerland
^ 16	<a href="#">Alcentra</a>	London, United Kingdom
= 17	<a href="#">Crescent Capital Group</a>	Los Angeles, United States
v 18	<a href="#">KKR</a>	New York, United States
^ 19	<a href="#">Golub Capital Partners</a>	Chicago, United States

Data  
Fund Manager  
Profiles

 Infrastructure Investor	1,108
 PERE	2,077
 Private Debt Investor	1,457
 Private Equity International	7,102
 Agri Investor	503



Data  
LP  
Profiles

Infrastructure Investor	2,885
PERE	3,955
Private Debt Investor	2,479
Private Equity International	5,949
Agri Investor	157

Tailored Data

**Private Debt  
Investor**

**Seoul Forum  
2019**

7 November  
The Westin Chosun

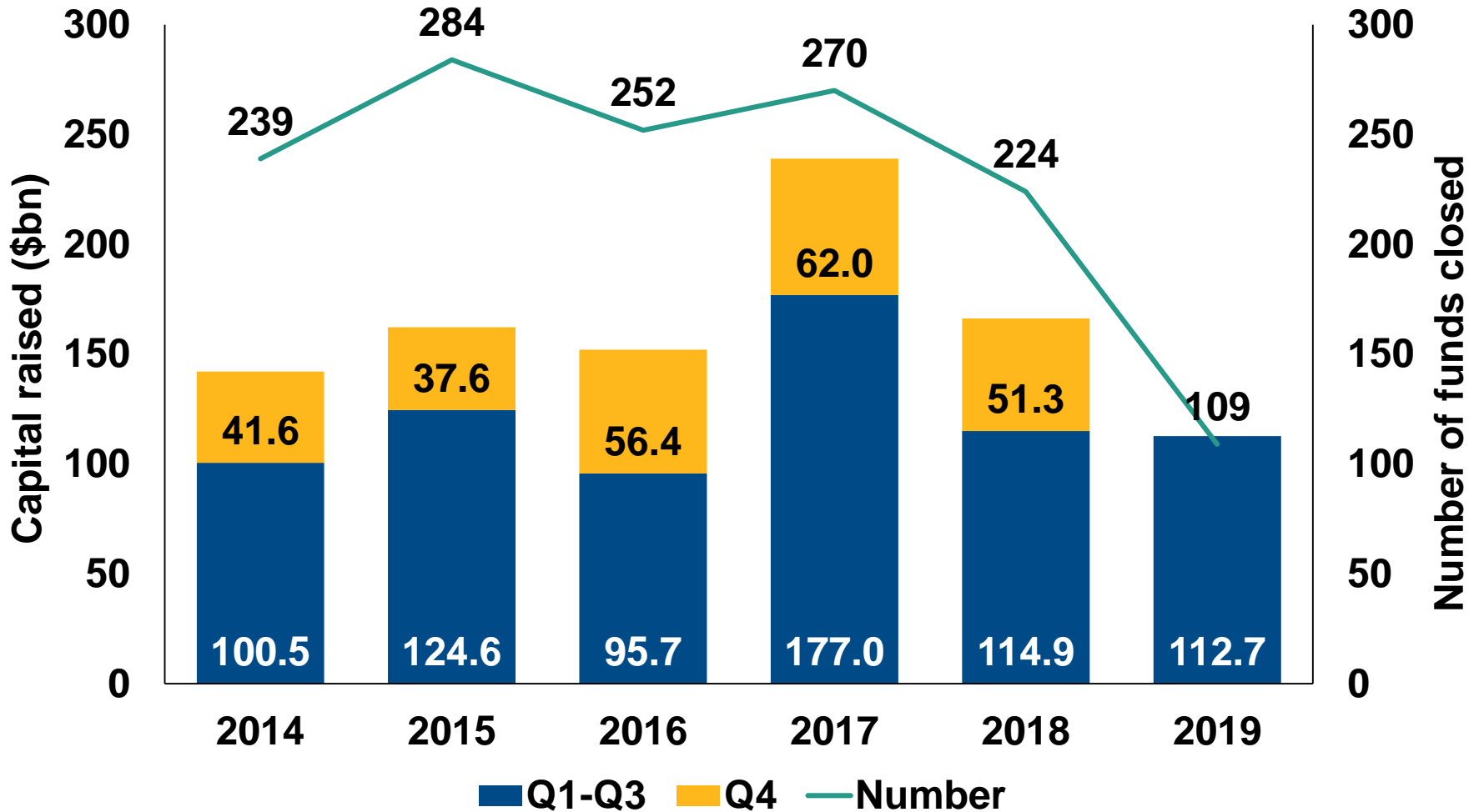
**LP data pack**

Curated exclusively for Private Debt Investor's  
sponsors, platinum subscribers and LPs

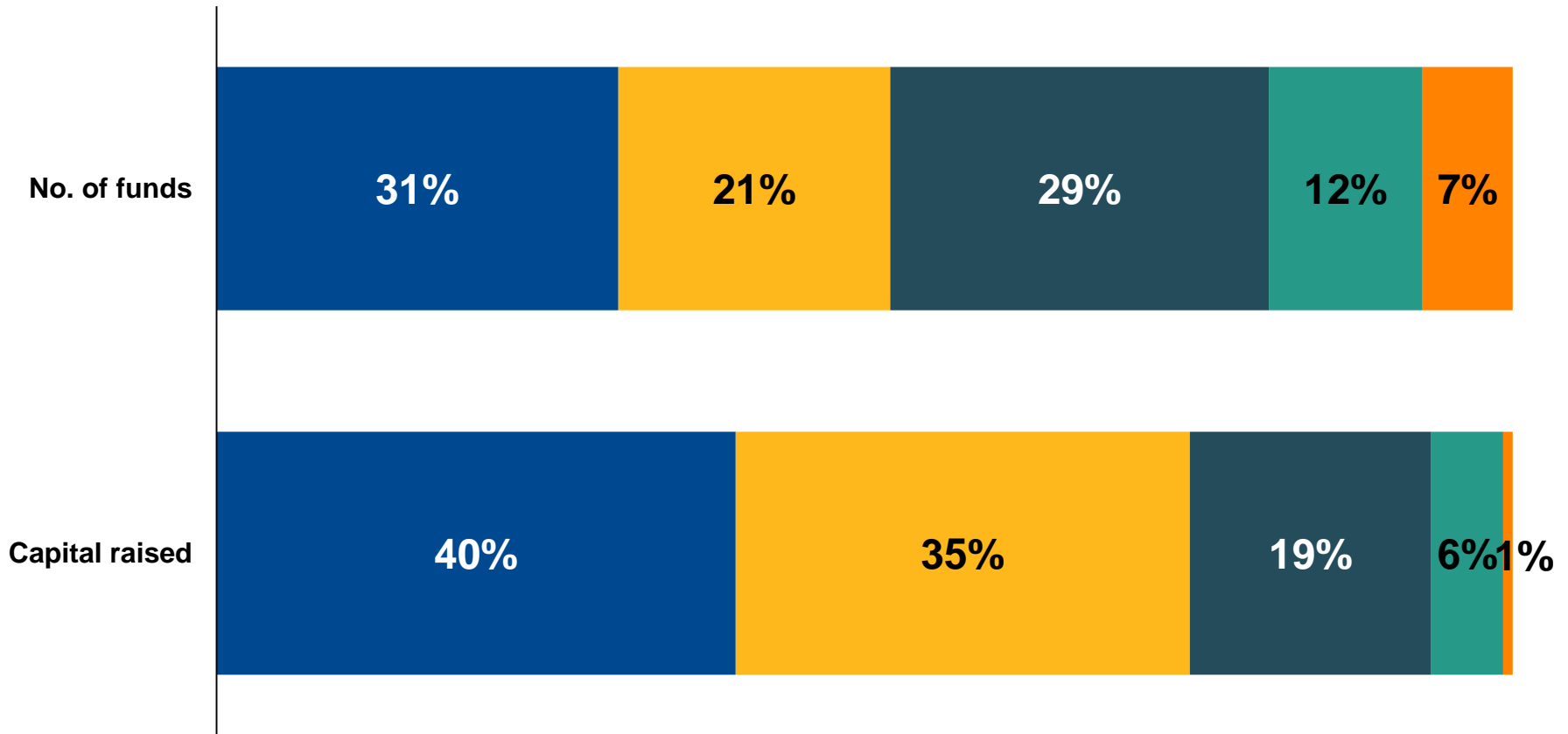
**PEI**

[www.privatedebtinvestor.com/seoul](http://www.privatedebtinvestor.com/seoul) | #PDISeoul

# Global Private Debt Fundraising 2014 – 2019




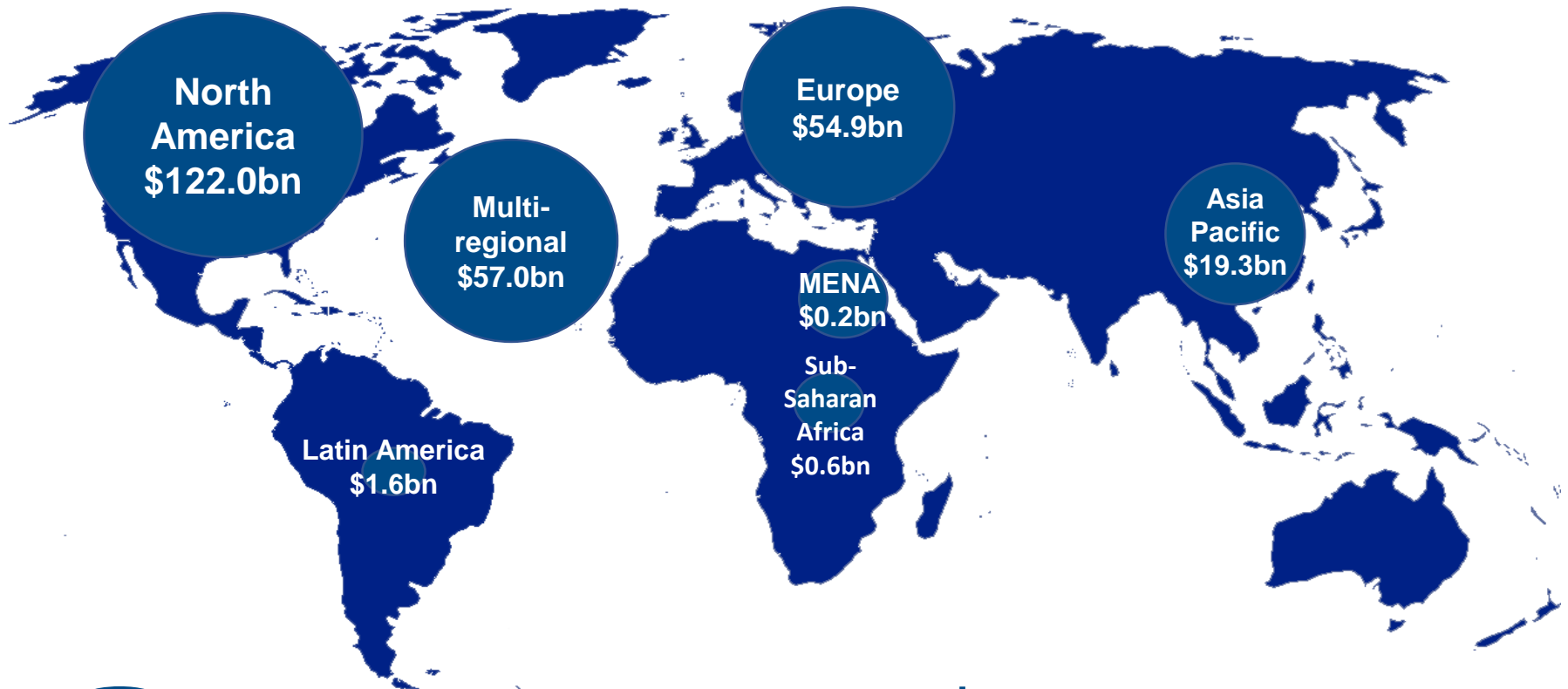
## Global Private Debt Fundraising Fund Strategy Breakdowns Q1–Q3 2019



■ Senior debt ■ Distressed ■ Subordinated / mezzanine debt ■ CLO ■ Other

# Global Private Debt Fundraising

## Regional Focus of Capital Sought by Funds in Market



**\$255.6bn**

Amount sought by funds in market



**795**

No. of funds in market

## Global Investors' Appetite for Private Debt Strategies

